

Marche
Ascoli Piceno
Castel di Lama-Stazione AP4
Particella: Salix

Periodo 2010-2014

Calendario pollinico

	gen	feb	mar	apr	mag	giu	lug	ago	set	ott	nov	dic
Salix 2010-2013												
Salix 2014												

Salix	2010	2011	2012	2013	2014	media 2010-2013
inizio stagione	22.02	24.03	15.03	13.03	12.03	12.03
fine stagione	03.04	13.04	06.04	27.04	07.04	12.04
durata (giorni)	41	21	23	46	27	33
indice pollinico stagionale	85	432	201	273	238	248
Max P/m3	13	54	26	25	28	30

Grafico dati fenologici

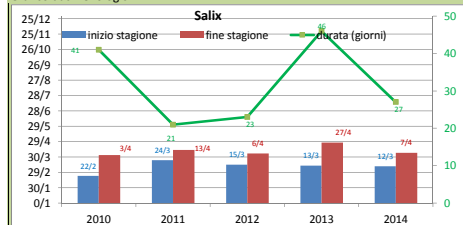
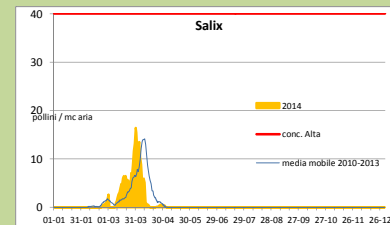
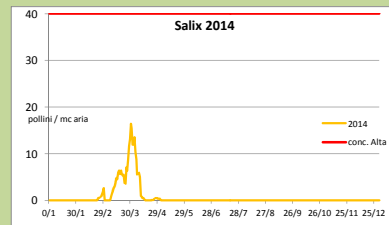
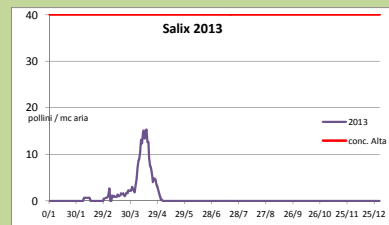
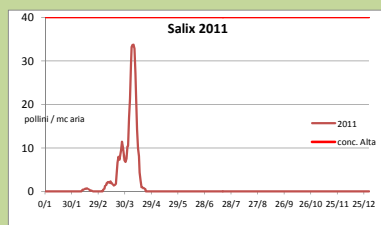
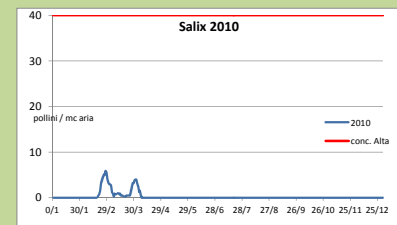
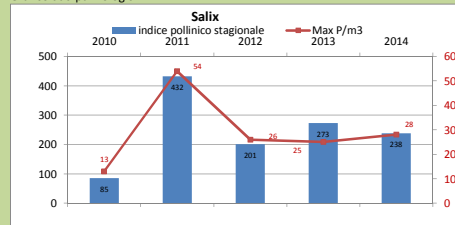


Grafico dati palinologici



giorni mancanti di monitoraggio:

2010 18 gg: da 04.01 a 21.01; 2 gg: da 06.03 a 07.03; 3 gg: da 07.04 a 09.04; 7 gg: da 14.06 a 20.06; 2 gg: da 19.07 a 28.07; 21 gg: da 30.08 a 21.09

2011 13 gg: da 12.01 a 24.01; 2 gg: da 08.02 a 09.02; 1 gg: da 20.03; 3 gg: da 17.11 a 19.11

2012 1 gg: da 03.01; 3 gg: da 11.04 a 15.04; 4 gg: da 28.08 a 02.09; 7 gg: da 10.09 a 16.09;

2013 6 gg: da 05.03 a 10.03; 7 gg: da 09.12 a 15.12

2014 10 gg: da 28.02 a 09.03; 2 gg: da 05.07 a 06.07; 1 gg: da 25.07 a 27.07; 2 gg: da 30.07 a 31.07; 1 gg: da 22.08 a 24.08; 2 gg: da 08.09 a 14.09; 1 gg: da 21.09; 1 gg: da 03.10 a 05.10; 2 gg: da 11.10 a 12.10; 7 gg: da 15.12 a 21.12