

Marche
Ascoli Piceno
Castel di Lama-Stazione AP4
Particella: Populus

Periodo 2010-2014

Calendario pollinico

	gen	feb	mar	apr	mag	giu	lug	ago	set	ott	nov	dic
Populus 2010-2013												
Populus 2014												

Populus	2010	2011	2012	2013	2014	media 2010-2013
inizio stagione	23.02	19.02	02.03	11.03	21.02	28.02
fine stagione	01.04	04.04	29.03	12.04	23.03	04.04
durata (giorni)	38	45	28	33	31	36
indice pollinico stagionale	316	490	862	223	401	473
Max P/m3	27	60	76	20	70	46

Grafico dati fenologici

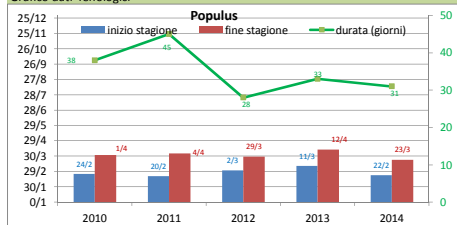
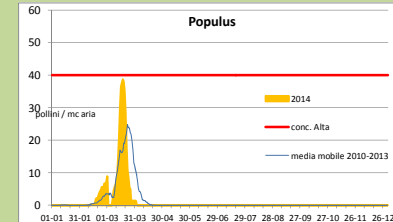
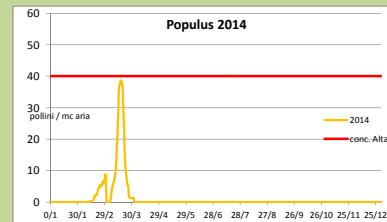
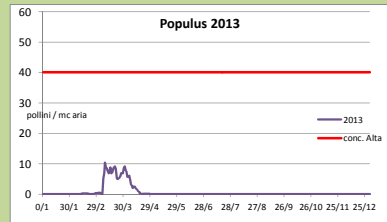
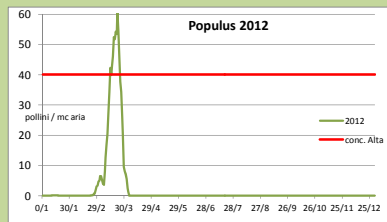
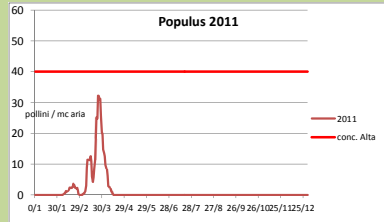
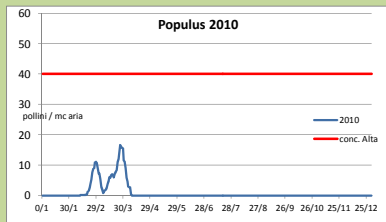
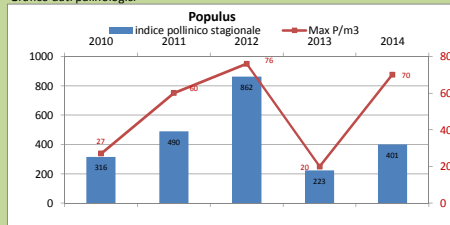


Grafico dati palinologici



giorni mancanti di monitoraggio:

2010 18 gg: da 04.01 a 21.01; 2gg: da 06.03 a 07.03; 3 gg: da 07.04 a 09.04; 7gg: da 14.06 a 20.06; 18gg: da 19.07 a 28.07; 21gg: da 30.08 a 21.08

2011 13gg: da 12.01 a 24.01; 7gg: da 08.02 a 09.02; 1gg: da 20.03; 1gg: da 17.11 a 19.11

2012 1gg: da 03.01; 2gg: da 11.04 a 15.04; 2gg: da 28.08 a 02.09; 7gg: da 10.09 a 16.09;

2013 1gg: da 05.03 a 10.03; 7gg: da 09.12 a 15.12

2014 10gg: da 28.02 a 09.03; 1gg: da 05.07 a 06.07; 3gg: da 25.07 a 27.07; 2gg: da 30.07 a 31.07; 1gg: da 22.08 a 24.08; 7gg: da 08.09 a 14.09; 1gg: da 21.09; 1gg: da 03.10 a 05.10; 2gg: da 11.10 a 12.10; 7gg: da 15.12 a 21.12