

Marche
Ascoli Piceno
Castel di Lama-Stazione AP4
Particella: Plantaginaceae

Periodo 2010-2014

Calendario pollinico

	gen	feb	mar	apr	mag	giu	lug	ago	set	ott	nov	dic
Plantaginaceae 2010-2013												
Plantaginaceae 2014												

Plantaginaceae	2010	2011	2012	2013	2014	media 2010-2013
inizio stagione	30.05	05.06	06.06	15.06	27.05	07.06
fine stagione	16.08	07.08	19.08	08.08	19.08	13.08
durata (giorni)	79	64	75	55	85	68
indice pollinico stagionale	339	1179	703	2252	993	1118
Max P/m3	43	93	39	164	49	65

Grafico dati fenologici

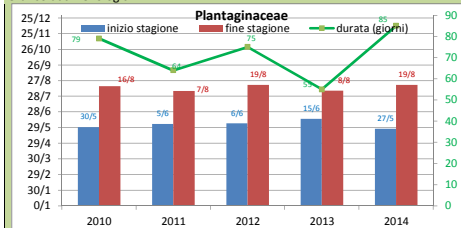
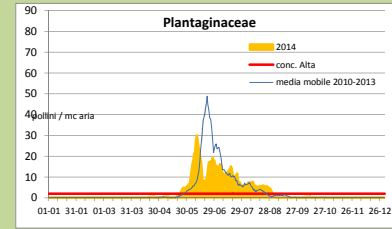
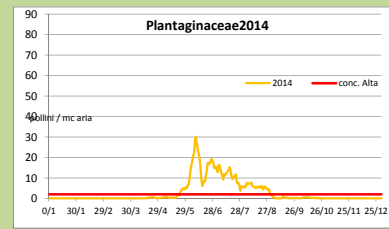
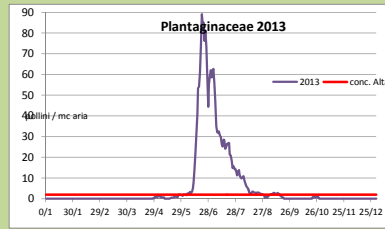
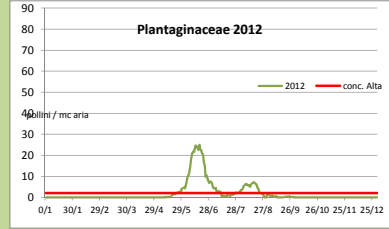
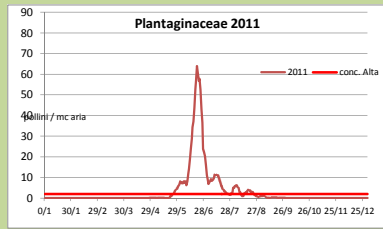
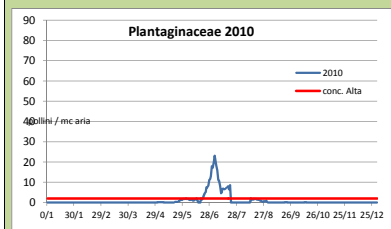
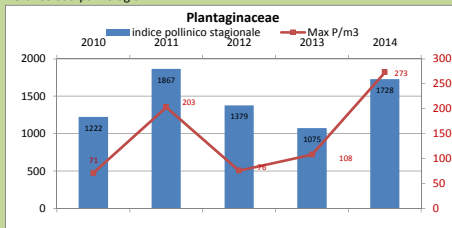


Grafico dati palinologici



giorni mancanti di monitoraggio:

2010 18 gg: da 04.01 a 21.01; 7 gg: da 06.03 a 07.03; 1 gg: da 07.04 a 09.04; 7 gg: da 14.06 a 20.06; 19 gg: da 19.07 a 28.07; 1 gg: da 30.08 a 21.08

2011 19 gg: da 12.01 a 24.01; 2 gg: da 08.02 a 09.02; 1 gg: da 20.03; 1 gg: da 17.11 a 19.11

2012 1 gg: da 03.01; 5 gg: da 11.04 a 15.04; 6 gg: da 28.08 a 02.09; 7 gg: da 10.09 a 16.09;

2013 6 gg: da 05.03 a 10.03; 7 gg: da 09.12 a 15.12

2014 10 gg: da 28.02 a 09.03; 2 gg: da 05.07 a 06.07; 2 gg: da 25.07 a 27.07; 2 gg: da 30.07 a 31.07; 1 gg: da 22.08 a 24.08; 7 gg: da 08.09 a 14.09; 1 gg: da 21.09; 3 gg: da 03.10 a 05.10; 2 gg: da 11.10 a 12.10; 7 gg: da 15.12 a 21.12