

Marche
Ascoli Piceno
Castel dilama-Stazione AP4
Particella: Ligustrum

Periodo 2010-2014

Calendario pollinico

	gen	feb	mar	apr	mag	giu	lug	ago	set	ott	nov	dic
Ligustro 2010-2013												
Ligustro 2014												

Ligustrum	2010	2011	2012	2013	2014	media 2010-2013
inizio stagione	27.04	20.06	13.06	06.06	19.05	01.06
fine stagione	11.05	12.07	16.07	20.07	07.08	30.06
durata (giorni)	15	23	34	45	81	29
indice pollinico stagionale	340	36	281	41	21	174
Max P/m3	60	4	24	5	5	23

Grafico dati fenologici

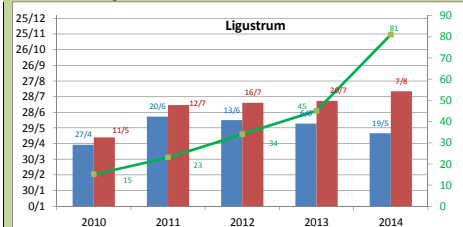
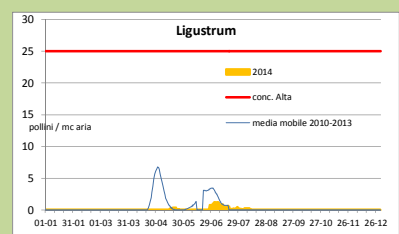
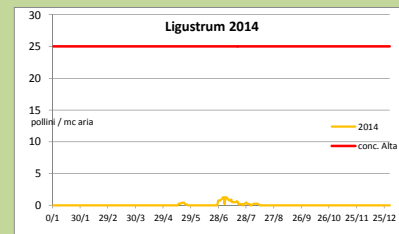
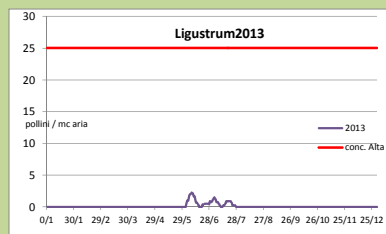
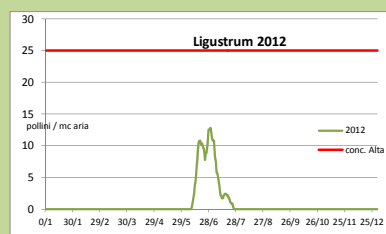
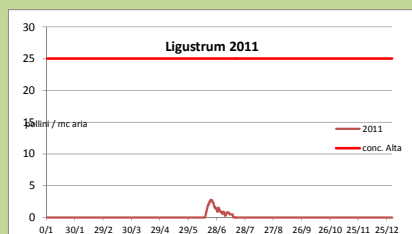
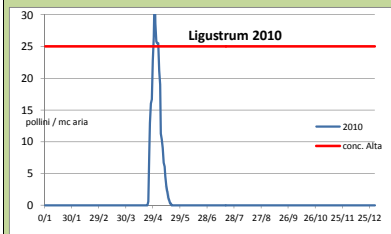
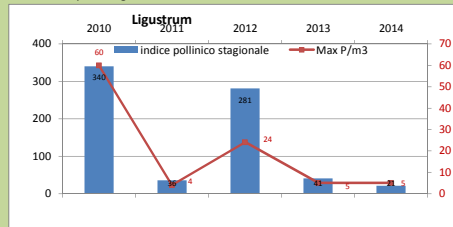


Grafico dati palinologici



giorni mancanti di monitoraggio:

2010 18 gg: da 04.01 a 21.01; 2 gg: da 06.03 a 07.03; 1 gg: da 07.04 a 09.04; 7 gg: da 14.06 a 20.06; 18 gg: da 19.07 a 28.07; 11 gg: da 30.08 a 21.08

2011 13 gg: da 12.01 a 24.01; 2 gg: da 08.02 a 09.02; 1 gg: da 20.03; 7 gg: da 17.11 a 19.11

2012 1 gg: da 03.01; 1 gg: da 11.04 a 15.04; 1 gg: da 28.08 a 02.09; 7 gg: da 10.09 a 16.09;

2013 1 gg: da 05.03 a 10.03; 7 gg: da 09.12 a 15.12

2014 10 gg: da 28.02 a 09.03; 1 gg: da 05.07 a 06.07; 1 gg: da 25.07 a 27.07; 2 gg: da 30.07 a 31.07; 1 gg: da 22.08 a 24.08; 7 gg: da 08.09 a 14.09; 1 gg: da 21.09; 3 gg: da 03.10 a 05.10; 2 gg: da 11.10 a 12.10; 7 gg: da 15.12 a 21.12