

Marche  
Ascoli Piceno  
Castel di Lama-Stazione AP4  
Particella: Compositeae-Altri

Periodo 2010-2014

Calendario pollinico

	gen	feb	mar	apr	mag	giu	lug	ago	set	ott	nov	dic
Compositeae-Altri 2010-2013												
Compositeae 2014												

Compositeae-Altri	2010	2011	2012	2013	2014	media 2010-2013
inizio stagione	06.07	25.03	11.05	24.03	17.03	02.05
fine stagione	30.09	19.09	25.08	17.09	13.08	15.09
durata (giorni)	87	179	107	178	150	138
indice pollinico stagionale	37	148	98	70	90	88
Max P/m3	6	14	4	5	12	7

Grafico dati fenologici

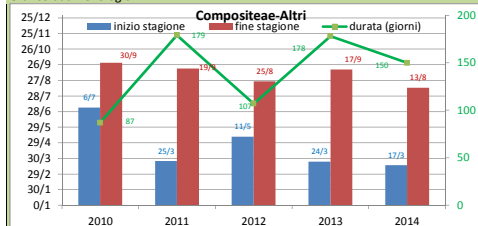
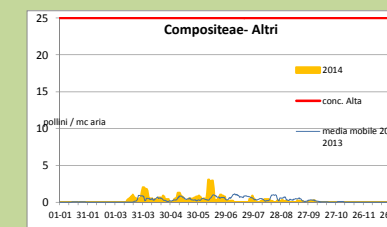
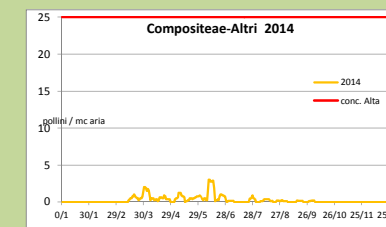
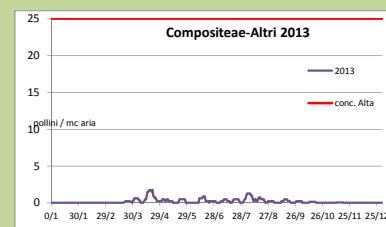
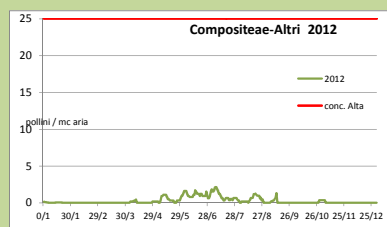
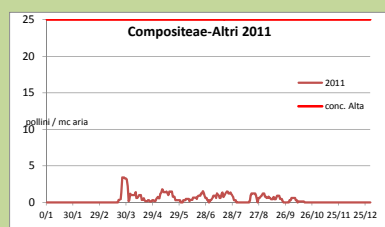
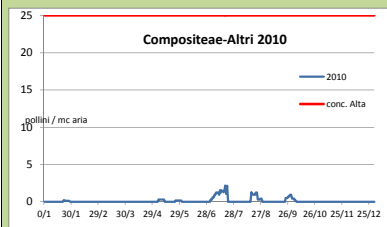
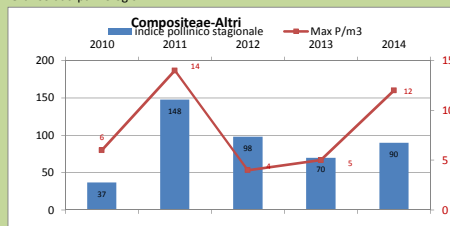


Grafico dati palinologici



giorni mancanti di monitoraggio:

2010 18 gg: da 04.01 a 21.01; 2gg: da 06.03 a 07.03; 3 gg: da 07.04 a 09.04; 7gg: da 14.06 a 20.06; 2gg: da 19.07 a 28.07; 21gg: da 30.08 a 21.08

2011 13gg: da 12.01 a 24.01; 2gg: da 08.02 a 09.02; 1gg: da 20.03; 3gg: da 17.11 a 19.11

2012 1gg: da 03.01; 1gg: da 11.04 a 15.04; 5gg: da 28.08 a 02.09; 7gg: da 10.09 a 16.09;

2013 1gg: da 05.03 a 10.03; 1gg: da 09.12 a 15.12

2014 10gg: da 28.02 a 09.03; 1gg: da 05.07 a 06.07; 3gg: da 25.07 a 27.07; 2gg: da 30.07 a 31.07; 3gg: da 22.08 a 24.08; 7gg: da 08.09 a 14.09; 1gg: da 21.09; 3gg: da 03.10 a 05.10; 2gg: da 11.10 a 12.10; 7gg: da 15.12 a 21.12