

Marche
Ascoli Piceno
Castel di Lama-Stazione AP4
Particella: Aceraceae

Periodo 2010-2014

| Calendario pollinico | gen | feb | mar | apr | mag | giu | lug | ago | set | ott | nov | dic |
|----------------------|-----|-----|-----|-----|-----|-----|-----|-----|-----|-----|-----|-----|
| Aceraceae 2010-2013 | | | | | | | | | | | | |
| Aceraceae 2014 | | | | | | | | | | | | |

| Aceraceae | 2010 | 2011 | 2012 | 2013 | 2014 | media 2010-2013 |
|-----------------------------|-------|-------|-------|-------|-------|-----------------|
| inizio stagione | 17.05 | 28.03 | 24.03 | 16.04 | 11.03 | 14.04 |
| fine stagione | 30.05 | 27.05 | 13.05 | 06.07 | 07.08 | 03.06 |
| durata (giorni) | 14 | 61 | 51 | 82 | 150 | 52 |
| indice pollinico stagionale | 40 | 67 | 152 | 130 | 43 | 97 |
| Max P/m3 | 11 | 6 | 35 | 39 | 11 | 23 |

Grafico dati fenologici

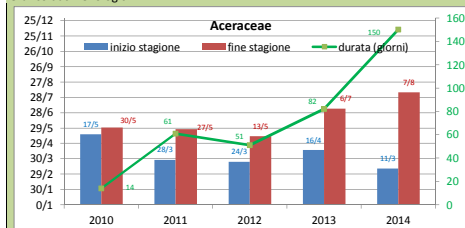
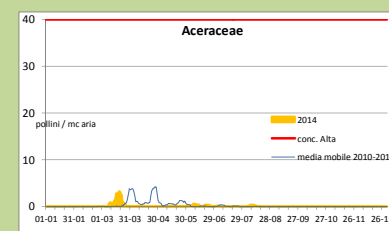
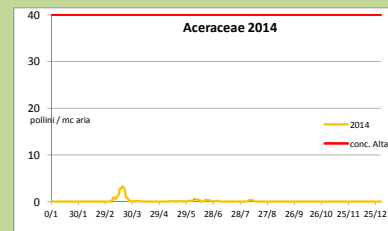
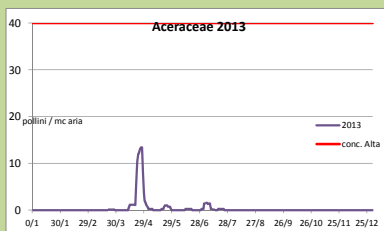
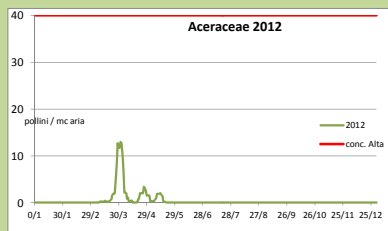
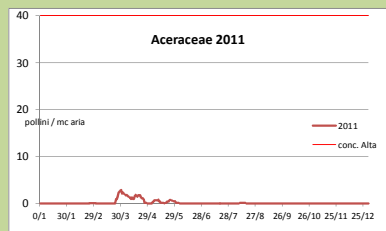
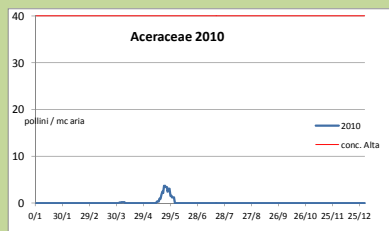
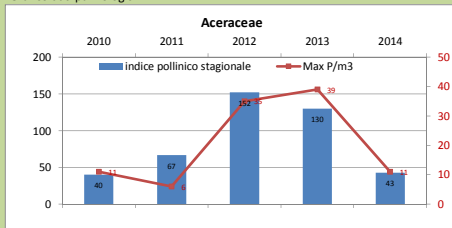


Grafico dati palinologici



giorni mancanti di monitoraggio:

2010 18 gg: da 04.01 a 21.01; 2gg: da 06.03 a 07.03; 3 gg: da 07.04 a 09.04; 7gg: da 14.06 a 20.06; 28gg: da 19.07 a 28.07; 21gg: da 30.08 a 21.08

2011 14gg: da 12.01 a 24.01; 2gg: da 08.02 a 09.02; 1gg: 20.03; 1gg: da 17.11 a 19.11

2012 1gg: 01.01; 1gg: da 11.04 a 15.04; 6gg: da 28.08 a 02.09; 7gg: da 10.09 a 16.09;

2013 6gg: da 05.03 a 10.03; 7gg: da 09.12 a 15.12

2014 10gg: da 28.02 a 09.03; 1gg: da 09.07 a 06.07; 1gg: da 25.07 a 27.07; 2gg: da 30.07 a 31.07; 1gg: da 22.08 a 24.08; 7gg: da 08.09 a 14.09; 1gg: 21.09; 1gg: da 03.10 a 05.10; 2gg: da 11.10 a 12.10; 7gg: da 15.12 a 21.12