

Marche
Ascoli Piceno
Castel di Lama-Stazione AP4
Particella: Polygonaceae

Periodo 2010-2014

Calendario pollinico

	gen	feb	mar	apr	mag	giu	lug	ago	set	ott	nov	dic
Polygonaceae 2010-2013												
Polygonaceae 2014												

Polygonaceae	2010	2011	2012	2013	2014	media 2010-2013
inizio stagione	29.03	02.05	04.05	15.04	03.04	20.04
fine stagione	02.07	02.08	29.06	05.06	25.06	03.07
durata (giorni)	96	93	57	52	84	74
indice pollinico stagionale	43	82	248	369	505	186
Max P/m3	6	8	22	64	42	25

Grafico dati fenologici

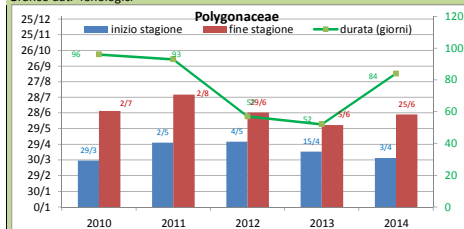
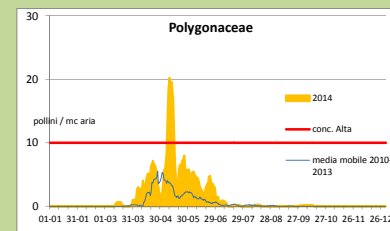
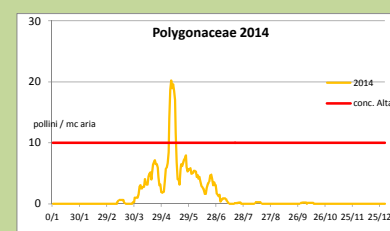
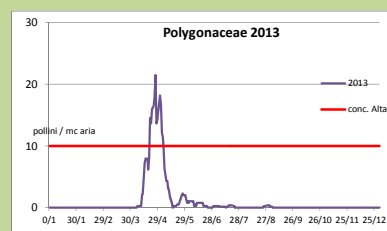
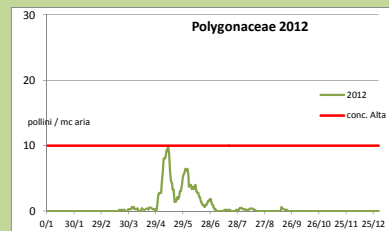
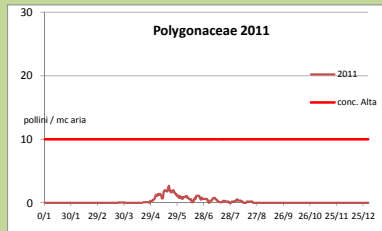
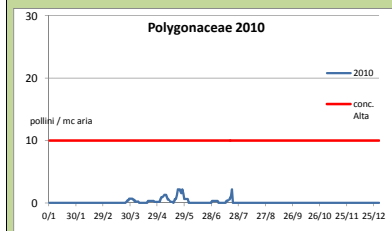
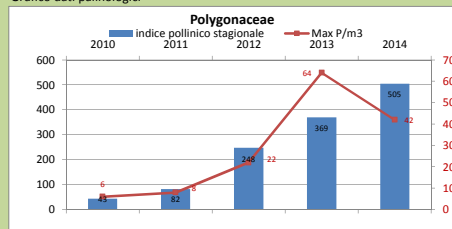


Grafico dati palinologici



giorni mancanti di monitoraggio:

2010 18 gg: da 04.01 a 21.01; 2 gg: da 06.03 a 07.03; 1 gg: da 07.04 a 09.04; 7 gg: da 14.06 a 20.06; 18 gg: da 19.07 a 28.07; 1 gg: da 30.08 a 21.08

2011 13 gg: da 12.01 a 24.01; 2 gg: da 08.02 a 09.02; 1 gg: da 20.03; 1 gg: da 17.11 a 19.11

2012 1 gg: da 03.01; 1 gg: da 11.04 a 15.04; 1 gg: da 28.08 a 02.09; 7 gg: da 10.09 a 16.09;

2013 1 gg: da 05.03 a 10.03; 1 gg: da 09.12 a 15.12

2014 10 gg: da 28.02 a 09.03; 1 gg: da 05.07 a 06.07; 1 gg: da 25.07 a 27.07; 2 gg: da 30.07 a 31.07; 1 gg: da 22.08 a 24.08; 7 gg: da 08.09 a 14.09; 1 gg: da 21.09; 1 gg: da 03.10 a 05.10; 1 gg: da 11.10 a 12.10; 7 gg: da 15.12 a 21.12