

Marche
Ascoli Piceno
Castel di Lama-Stazione AP4
Particella: Platanaceae

Periodo 2010-2014

Calendario pollinico

	gen	feb	mar	apr	mag	giu	lug	ago	set	ott	nov	dic
Platanaceae 2010-2013												
Platanaceae 2014												

Platanaceae	2010	2011	2012	2013	2014	media 2010-2013
inizio stagione	05.04	28.03	28.03	01.04	19.03	31.03
fine stagione	26.04	18.04	07.04	21.04	13.04	18.04
durata (giorni)	22	22	11	21	26	19
indice pollinico stagionale	57	115	117	154	190	111
Max P/m3	12	24	26	34	41	24

Grafico dati fenologici

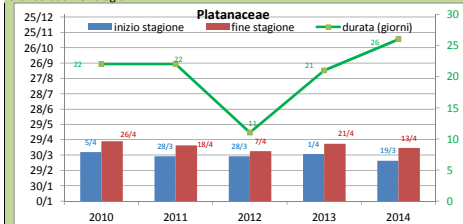
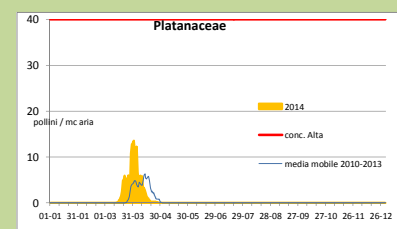
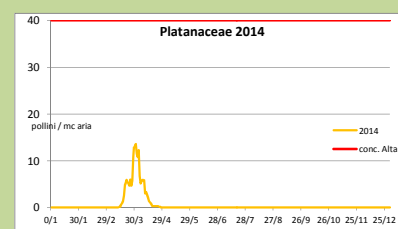
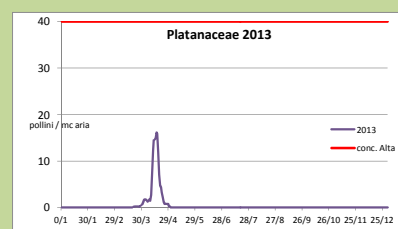
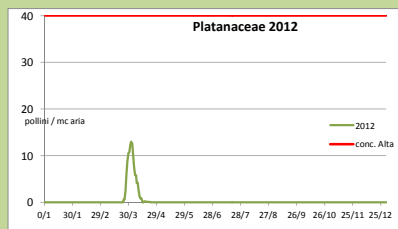
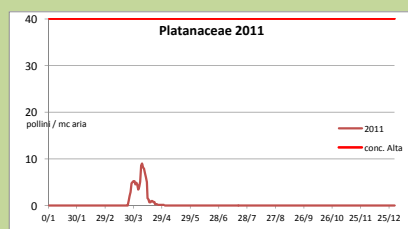
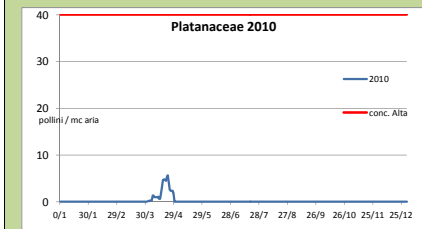
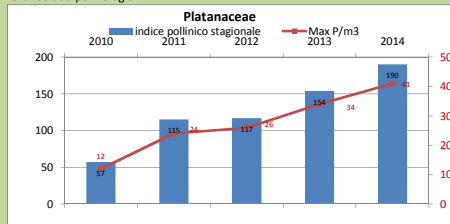


Grafico dati palinologici



giorni mancanti di monitoraggio:

- 2010 18 gg: da 04.01 a 21.01; 7 gg: da 06.03 a 07.03; 3 gg: da 07.04 a 09.04; 7 gg: da 14.06 a 20.06; 28 gg: da 19.07 a 28.07; 11 gg: da 30.08 a 21.08
- 2011 13 gg: da 12.01 a 24.01; 7 gg: da 08.02 a 09.02; 1 gg: da 20.03; 3 gg: da 17.11 a 19.11
- 2012 1 gg: da 03.01; 1 gg: da 11.04 a 15.04; 6 gg: da 28.08 a 02.09; 7 gg: da 10.09 a 16.09
- 2013 1 gg: da 05.03 a 10.03; 7 gg: da 09.12 a 15.12
- 2014 10 gg: da 28.02 a 09.03; 2 gg: da 05.07 a 06.07; 1 gg: da 25.07 a 27.07; 1 gg: da 30.07 a 31.07; 1 gg: da 22.08 a 24.08; 7 gg: da 08.09 a 14.09; 1 gg: da 21.09; 1 gg: da 03.10 a 05.10; 2 gg: da 11.10 a 12.10; 7 gg: da 15.12 a 21.12