

Marche
Ascoli Piceno
Castel di Lama-Stazione AP4
Particella: Pinaceae

Periodo 2010-2014

Calendario pollinico

	gen	feb	mar	apr	mag	giu	lug	ago	set	ott	nov	dic
Pinaceae 2010-2013												
Pinaceae 2014												

Pinaceae	2010	2011	2012	2013	2014	media 2010-2013
inizio stagione	27.03	26.03	20.03	08.04	14.03	29.03
fine stagione	08.11	07.10	04.10	29.10	08.06	20.10
durata (giorni)	227	194	199	205	87	206
indice pollinico stagionale	1222	1867	1379	1075	1728	1386
Max Pin3	71	203	76	108	273	114

Grafico dati fenologici

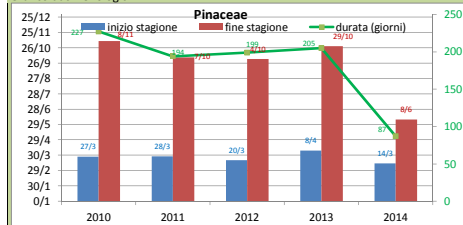
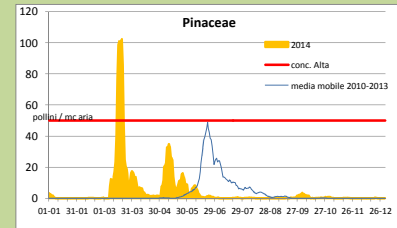
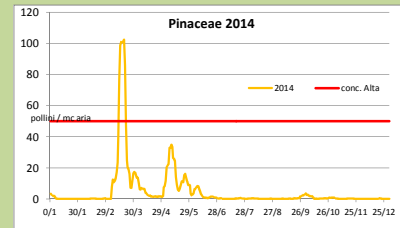
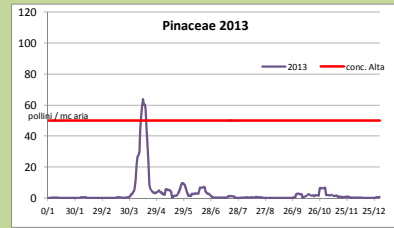
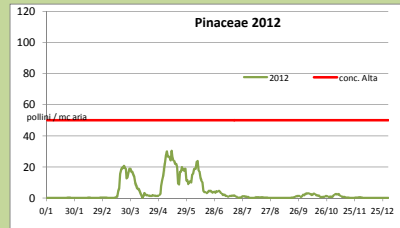
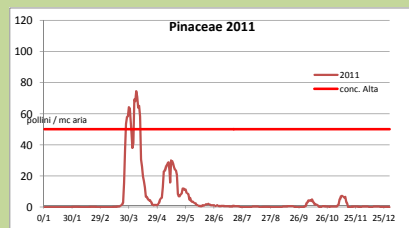
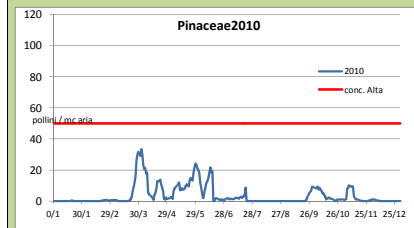
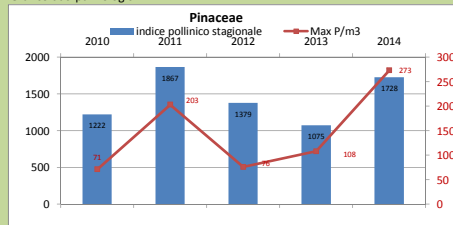


Grafico dati palinologici



giorni mancanti di monitoraggio:

2010 18 gg: da 04.01 a 21.01; 2 gg: da 06.03 a 07.03; 3 gg: da 07.04 a 09.04; 7 gg: da 14.06 a 20.06; 28 gg: da 19.07 a 28.07; 1 gg: da 30.08 a 21.08

2011 13 gg: da 12.01 a 24.01; 2 gg: da 08.02 a 09.02; 1 gg: da 20.03; 3 gg: da 17.11 a 19.11

2012 1 gg: da 03.01; 5 gg: da 11.04 a 15.04; 6 gg: da 28.08 a 02.09; 7 gg: da 10.09 a 16.09;

2013 1 gg: da 05.03 a 10.03; 7 gg: da 09.12 a 15.12

2014 10 gg: da 28.02 a 09.03; 2 gg: da 05.07 a 06.07; 1 gg: da 25.07 a 27.07; 1 gg: da 30.07 a 31.07; 3 gg: da 22.08 a 24.08; 7 gg: da 08.09 a 14.09; 1 gg: da 21.09; 3 gg: da 03.10 a 05.10; 2 gg: da 11.10 a 12.10; 7 gg: da 15.12 a 21.12