

Marche
Ascoli Piceno
Castel di Lama-Stazione AP4
Particella: **Castanea sativa**

Periodo 2010-2014

Calendario pollinico

	gen	feb	mar	apr	mag	giu	lug	ago	set	ott	nov	dic
Castanea sativa 2010-2013												
Castanea sativa 2014												

Castanea sativa	2010	2011	2012	2013	2014	media 2011-2013
inizio stagione	24.06	11.06	11.06	17.06	09.06	16.06
fine stagione	18.07	17.07	15.07	29.07	22.07	20.07
durata (giorni)	25	37	35	43	44	35
indice pollinico stagionale	358	831	1039	396	390	656
Max. P/m ³	48	69	76	34	29	57

Grafico dati fenologici

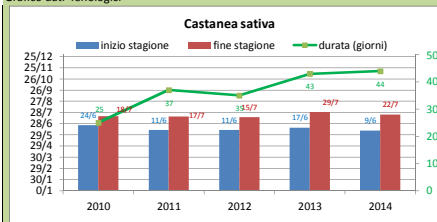
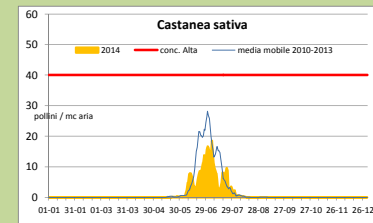
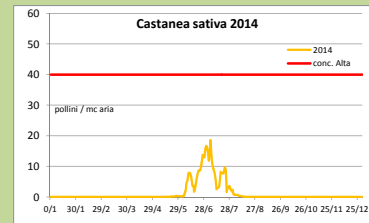
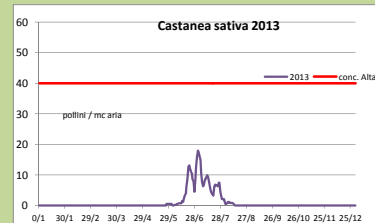
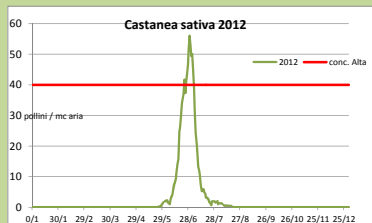
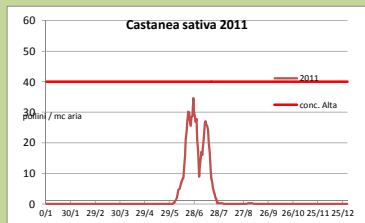
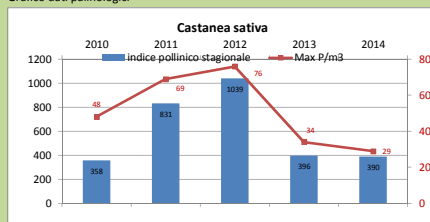


Grafico dati palinologici



giorni mancanti di monitoraggio:

- 2010 18 gg: da 04.01 a 21.01; 7 gg: da 06.03 a 07.03; 3 gg: da 07.04 a 09.04; 7 gg: da 14.06 a 20.06; 2 gg: da 19.07 a 28.07; 2 gg: da 30.08 a 21.08
- 2011 1 gg: da 12.01 a 24.01; 7 gg: da 08.02 a 09.02; 20 gg: da 17.11 a 19.11
- 2012 1 gg: da 01.01; 1 gg: da 11.04 a 15.04; 9 gg: da 28.08 a 02.09; 7 gg: da 10.09 a 16.09;
- 2013 1 gg: da 05.03 a 10.03; 7 gg: da 09.12 a 15.12
- 2014 17 gg: da 28.02 a 09.03; 2 gg: da 05.07 a 06.07; 2 gg: da 25.07 a 27.07; 1 gg: da 30.07 a 31.07; 7 gg: da 22.08 a 24.08; 7 gg: da 08.09 a 14.09; 1 gg: da 21.09; 3 gg: da 03.10 a 05.10; 3 gg: da 11.10 a 12.10; 7 gg: da 15.12 a 21.12